


# DRAIN POWER<sup>®</sup>

**'THE INSTANT  
DRAIN OPENER'**



**No Harsh Chemicals or Acid**

DRAIN POWER uses pressure to force blockages out of the drainpipes and into the sewer.

**INSTRUCTIONS:**

1. Before using Drain Power remove any visible debris from drain opening.
2. With plug in position fill sink or tub with 5cm of water.
3. Block overflow vents with a wet cloth to avoid air escaping.
4. Remove plug and quickly insert dome of can into drain opening.
5. Firmly push down can for one or two seconds.
6. Run hot water for a minute to clear drain of loosened particles. One application is usually sufficient. In difficult cases repeat as necessary. For showers follow above instructions after removing shower grid and sealing spaces with a wet cloth.

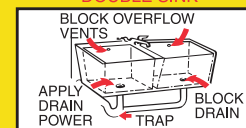
**WARNING:**

1. **DO NOT USE** in clogged drains where caustic soda or acid drain cleaners (including DRAIN POWER LIQUID and DRAIN POWER UNBLOCKER) have been previously used and may still be present. If the drain has been adequately flushed with water to clear these chemicals, DRAIN POWER can be used. While DRAIN POWER cannot harm you, splashback of caustic soda or acid can.
2. Open all doors and windows to ventilate room.
3. **CAUTION:** Do not puncture or incinerate or store at temp above 50°C. Ensure good ventilation during use.

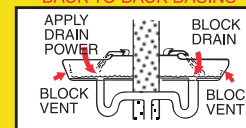
**SINGLE SINK/BASIN**



**DOUBLE SINK**



**BACK TO BACK BASINS**



**180ml**

Model Product  
Distributors (Pty) Ltd  
Co. Reg. No.  
1991/005938/07  
P.O. BOX 293  
MODDERFONTEIN  
1645  
Tel: (011) 606 2490

**CLEANS UP TO 10 DRAINS**

**FOR CUSTOMERS APPROVAL & RETURN TO:- DURBAN KWAZULU NATAL**  
**DivFood** P.O. BOX 12650 JACOBS 4026 25 RICHARD CARTE ROAD, MOBEILI  
**ATTENTION:**  
**THIS PROOF HAS BEEN CHECKED FOR:-** Layout, wording, spelling, weight statement,  
 code no's and bar code numerals (if applicable)  
**APPROVED:-** \_\_\_\_\_ **DATE:-** \_\_\_\_\_  
 SIGNATURE AND DATE